

Realisaties van embryo onderzoek in België

Björn Heindryckx, UZ Gent

Usha Punjabi, UZ Antwerpen

FCE symposium, Brussel, 08/11/2013

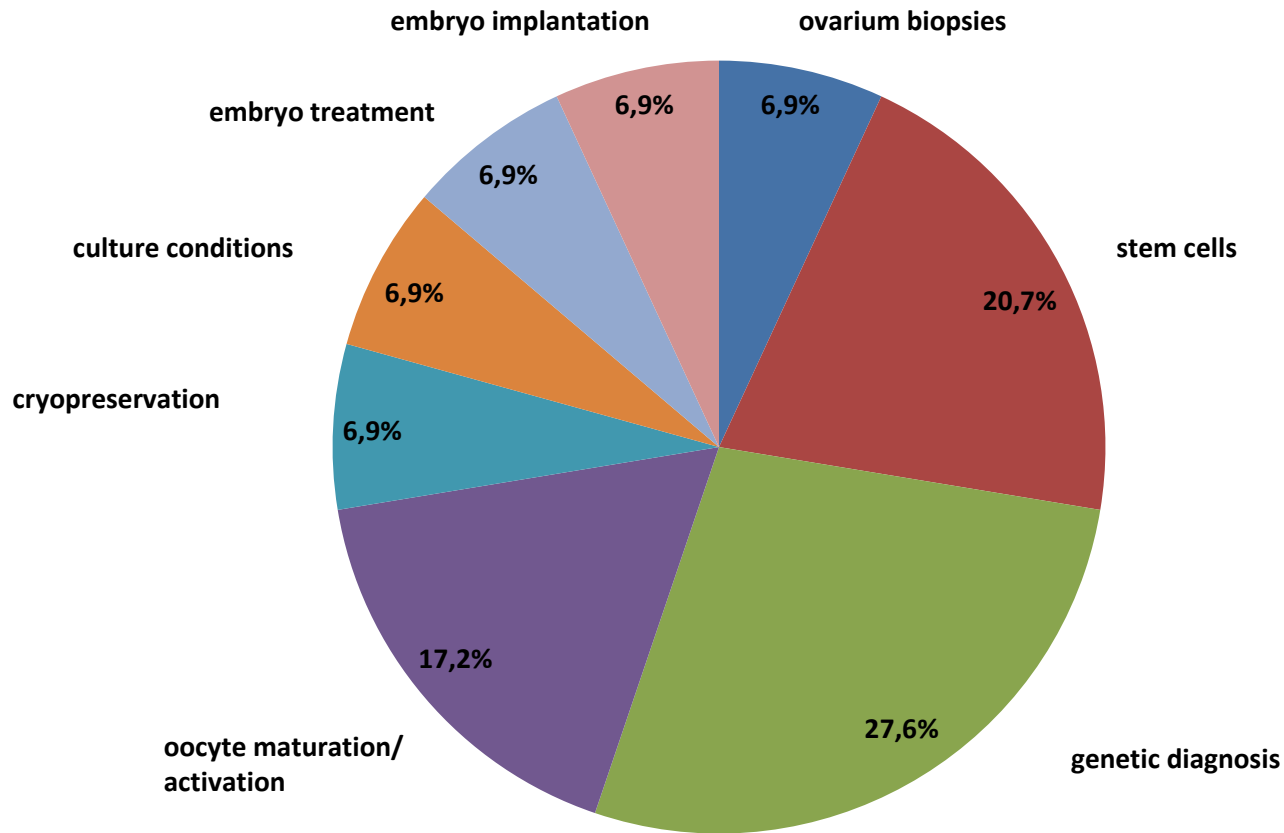


- ❑ Belgium: research on embryos: law since 11 May 2003
- ❑ Federal Commission for medical and scientific research on Embryo's *in vitro* (FCE) established and functional since 6 juni 2006

Projects 2003 - 2006

- ❑ Information was collected from all IVF centres regarding research carried out on embryo's in vitro between 2003 – 2006
- ❑ No advice on these research projects by FCE

Broad areas of research carried out for projects 2003 – 2006 (n= 29)

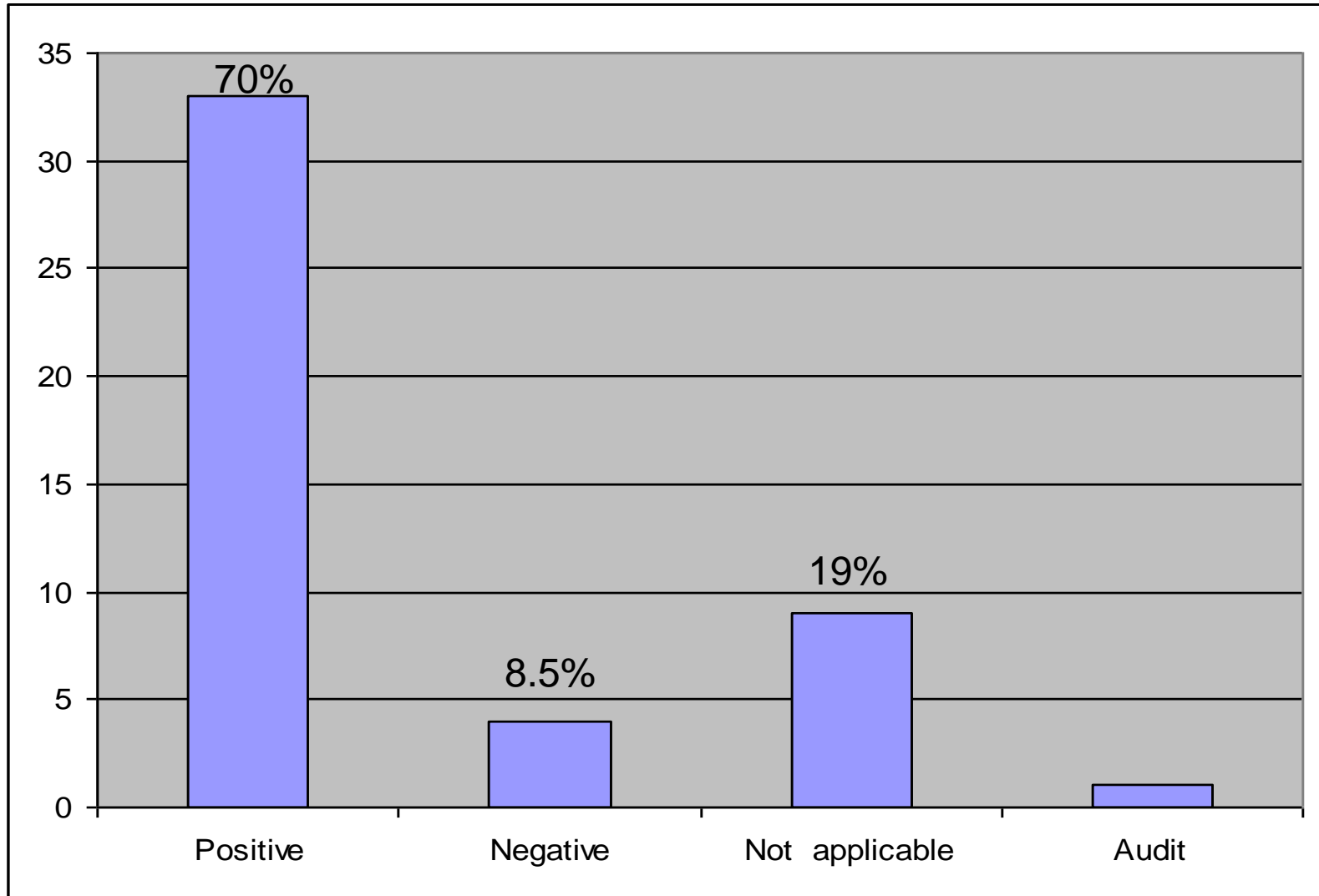


Projects 2006 - 2012

- ❑ Between 2006 – 2012 a total of 47 projects were submitted and discussed
- ❑ 3/47: continuations
- ❑ Submitted proposals mainly from University centres:
 - UZB: 15
 - UZG: 11
 - UZL: 13
 - ULB: 5
 - UZA: 3
 - ULG: 1

Remarks: - 1 study multicentric (3)
- 1 application from non-University IVF centre

47 projects submitted 2006-2012



Negative evaluation

□ 4 projects:

- Lack of scientific motivation (2)
- Inappropriate IC (1)
- Lack of local EC approval/non-university setting (1)

Remark: only 1 was resubmitted and approved

□ Audit: no local EC approval/study started

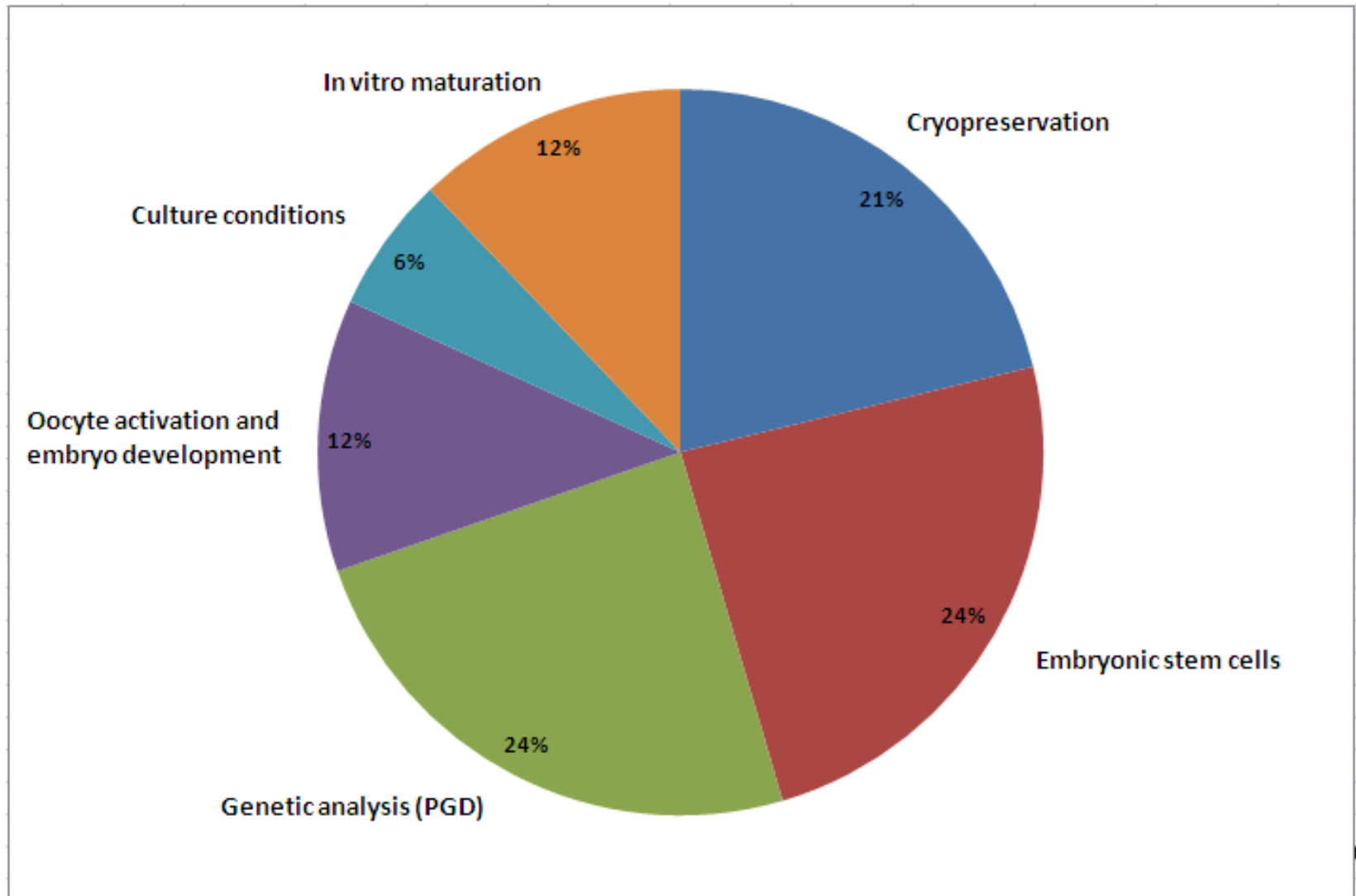
Embryo Law: not applicable

□ 9 projects:

- Using established and published protocols according to ESHRE guidelines
- For example:
 - Slow freezing vs. vitrification
 - Day 2 vs. day 5 transfer
 - Comparing culture media

Remark: Endpoint always pregnancies

Positive approval: 2006 – 2012 (n= 33)



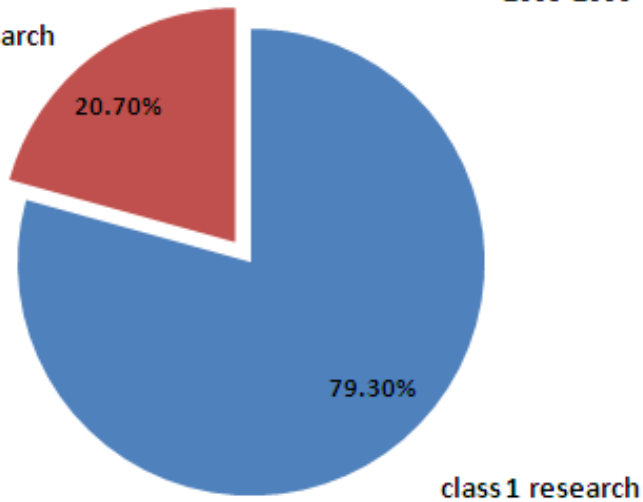
Cell Stem Cell, 2011:

-Class 1: human development

-Class 2: embryonic stem cells

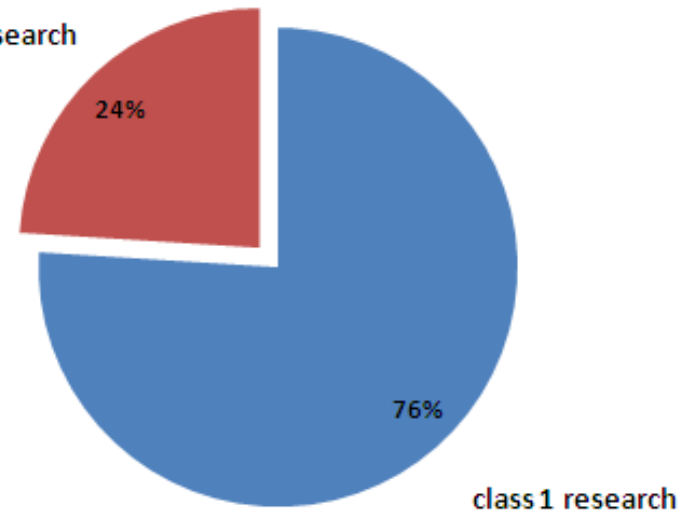
2003-2006

class 2 research



2006-2012

class 2 research



Type of embryos

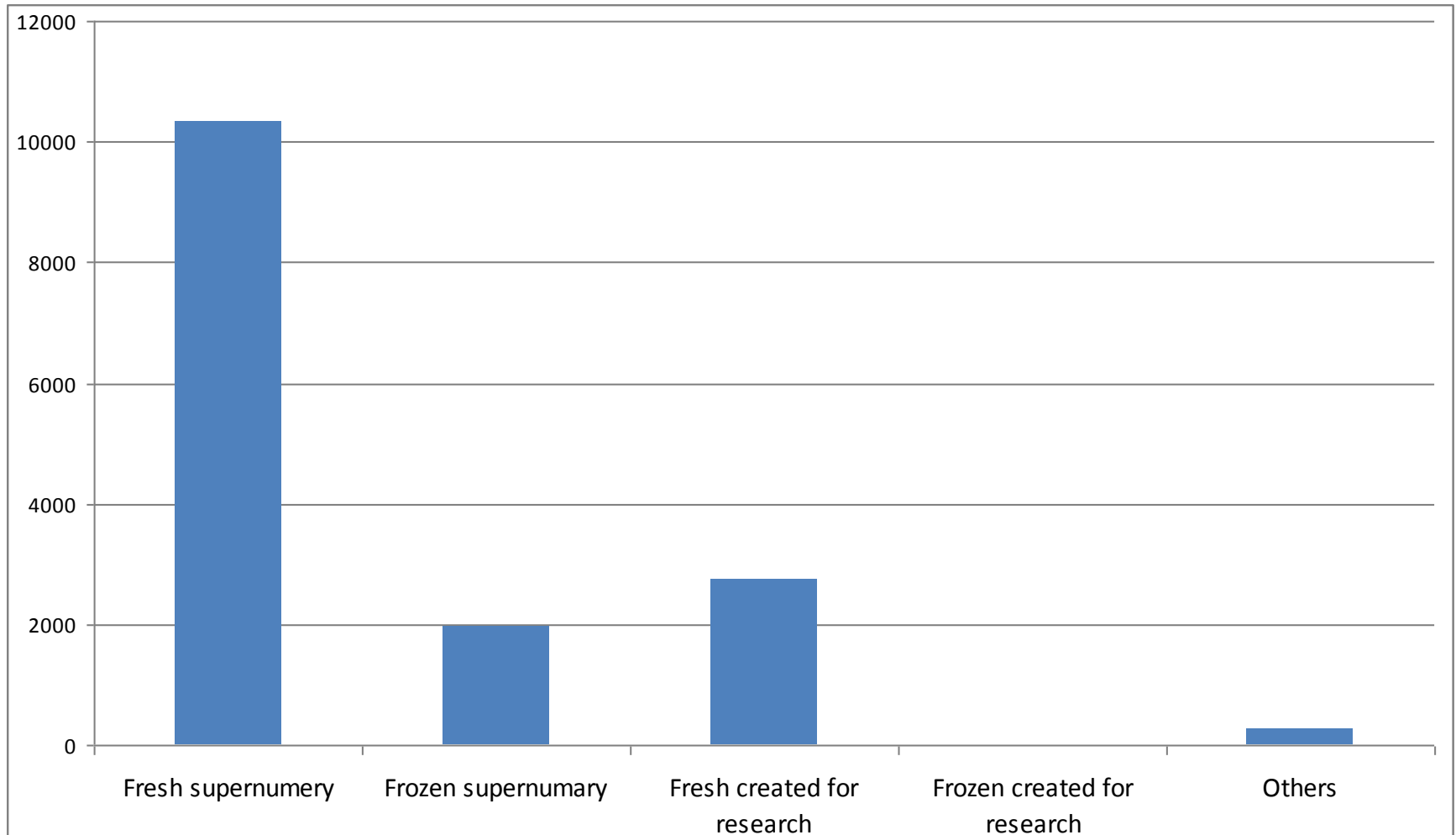
- 2006-2007: mostly no estimation of embryos to be used
- 2008: estimation necessary
- 2009: estimation necessary (2 categories: created vs. supernumerary)
- 2010: estimation necessary according to 4 categories:

<i>Catégorie d'embryons</i> <i>Categorie van embryo's</i>	<i>1^{ère} année</i> <i>1^{ste} jaar</i>	<i>2^{ième} année</i> <i>2^{de} jaar</i>	<i>3^{ième} année</i> <i>3^{de} jaar</i>	<i>4^{ième} année</i> <i>4^{de} jaar</i>
<i>Embryons frais <u>créés pour la recherche</u></i> <i>Verse embryo's <u>gecreëerde voor het onderzoek</u></i>	Enkele (5 per gen)			
<i>Embryons congelés <u>créés pour la recherche</u></i> <i>Ingevroren Embryo's <u>gecreëerde voor het onderzoek</u></i>				
<i>Embryons frais <u>surnuméraires</u></i> <i>Verse en <u>boventallige</u> embryo's</i>				
<i>Embryons congelés <u>surnuméraires</u></i> <i>Ingevroren en <u>boventallige</u> Embryo's</i>	100	100	100	100
Autres Andere				

Type of applied embryos

- Fresh supernumerary: inferior quality: not for embryo transfer or freezing
- Frozen supernumerary: good quality: childwish completed
- Created embryos: for specific research goals allowed

Research projects 2006 – 2012: type & number of embryos applied



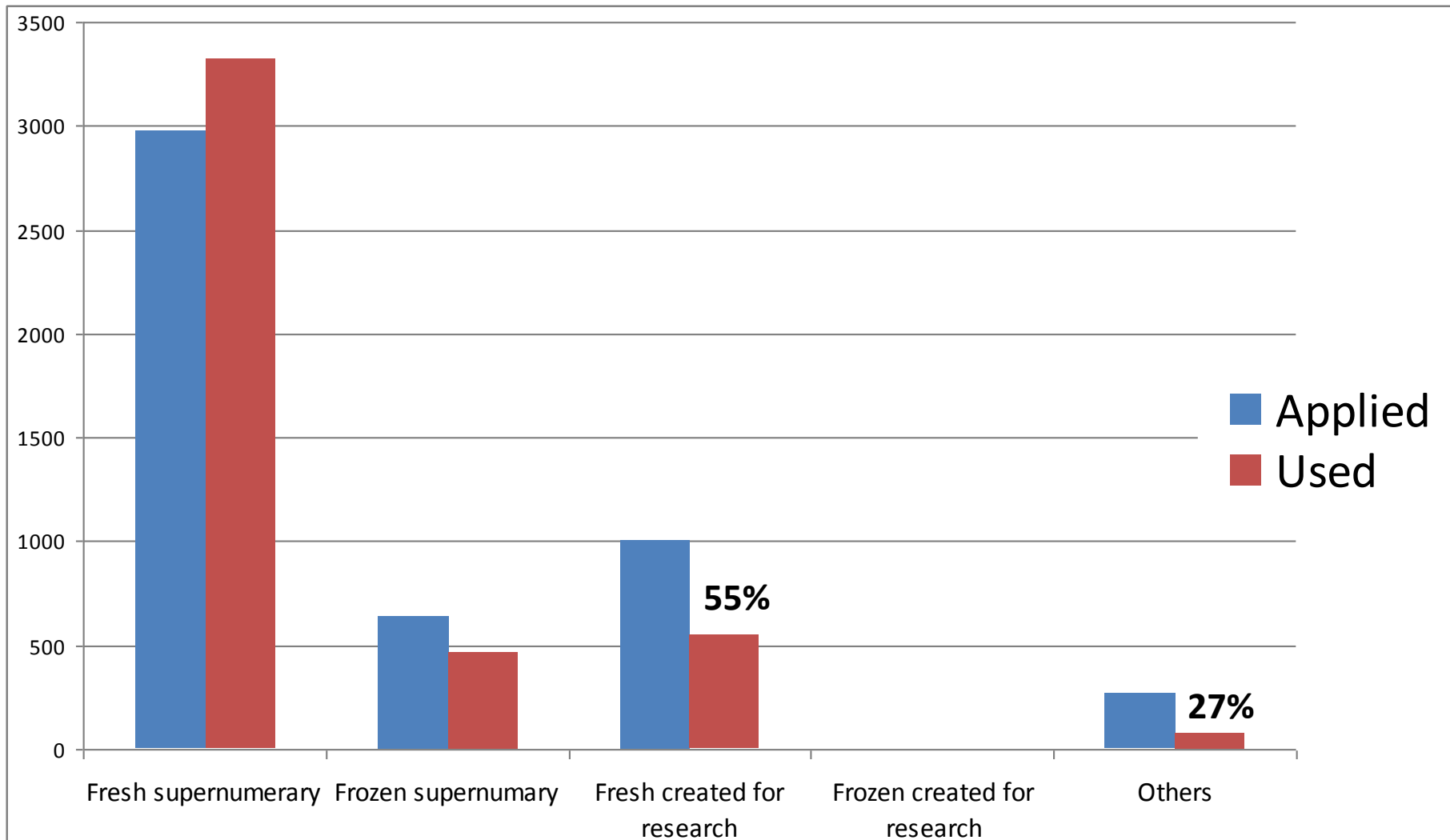
Type of applied embryos

	Belgium situation (2006-2012)	HFEA (2005-2006)
Fresh supernumerary	68%	70.0%
Frozen supernumerary	13%	25.0%
Fresh created	18%	5.0%

Type of embryos

	Fresh Supernumerary (n) (% of total)	Frozen Supernumerary (n) (% of total)	Created (n) (% of total)	Others (n) (% of total)	% of total embryos
ESC	6000 (58)	1139 (58)	340 (12)	0 (0)	49%
Culture Conditions	1580 (15)	0 (0)	0(0)	0 (0)	10%
IVM	0 (0)	0 (0)	680 (25)	0 (0)	4%
Genetic Analysis	1635 (16)	380 (19)	200 (7)	0 (0)	15%
Activation/ embryo dev.	430 (4)	230 (12)	1000 (37)	0 (0)	11%
Cryo	690 (7)	210 (11)	522 (19)	266 (100)	11%

Research projects 2006 – 2012: applied vs. effectively used (n=13)



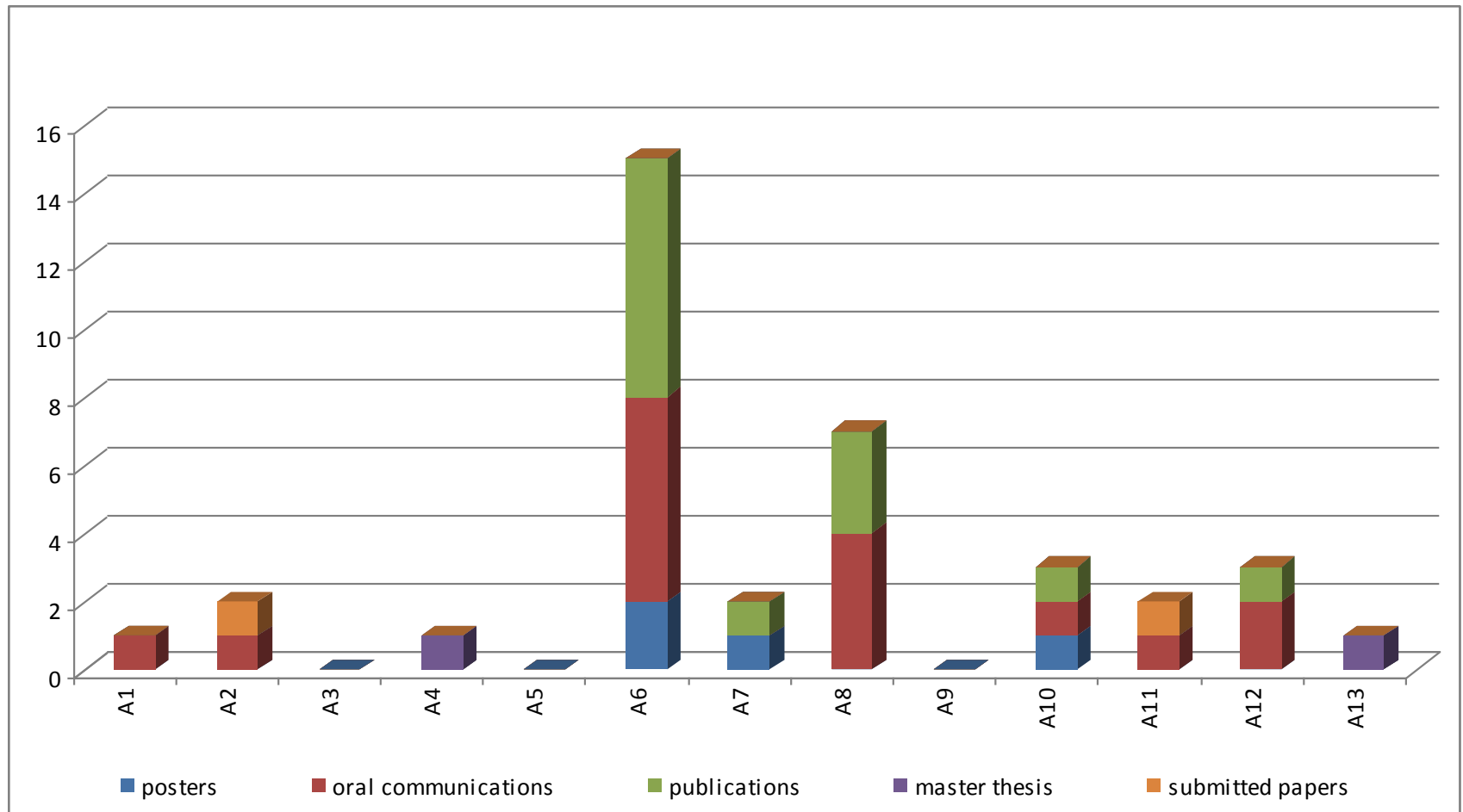
Type of embryos

- Worldwide availability of embryos / willingness to donate for research: not easy to map
- USA (2003): 400.000 embryos frozen:
 - only 11.000 designated for research (3%)
- Belgium: 30,043 embryos frozen
 - 788 designated for research (26.2%)

Belgium

➤ Veerle Provoost:

Research projects 2006 – 2012 scientific work follow-up (n=13)



Tracking the progression of the human inner cell mass during embryonic stem cell derivation

Thomas O'Leary¹, Björn Heindryckx¹, Sylvie Lierman¹, David van Bruggen², Jelle J Goeman³, Mado Vandewoestyne⁴, Dieter Deforce⁴, Susana M Chuva de Sousa Lopes^{2,5} & Petra De Sutter^{1,5}

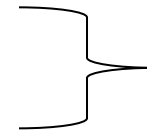
nature
biotechnology

Recurrent chromosomal abnormalities in human embryonic stem cells

Claudia Spits¹, Ileana Mateizel¹, Mieke Geens¹, Afroditi Mertzani¹, Catherine Staessen², Yves Vandesselde², Josiane Van der Elst^{1,3}, Inge Liebaers^{1,2} & Karen Sermon¹

Conclusions

- ❑ FCE only decides over embryo research related to 'experimental & investigational procedures'
- ❑ High approval rate
- ❑ Obligated approval from FCE did **not** change focus of research subjects
- ❑ Types of embryos:
 - Mostly fresh supernumerary embryos
 - Less frozen supernumerary embryos (reasons?)
 - More created embryos (reasons?)
 - Overestimation of some categories



~60% for ESC
research

Conclusions

- ❑ Big differences in scientific output (still a lot ongoing....)
- ❑ Better follow-up necessary of scientific output:
 - Longer (publications take time)
 - Check content of the papers (related to proposal?)
 - Discussion warranted in the FCE about the final report
 - Give feedback to researchers?